




Sealed Fittings

90° Elbow - Sealed Connectors

Technical Characteristics

Conforms to	ADR Approved (with NC conduits only) CE Mark to the low voltage directive RoHS Compliant to 2011/65/EU Conforms with end of life vehicle directive (ELV) EU200/53/EC	
Approvals and Standards	  	
Degree of mechanical protection	High	
Degree of protection	IP67 IP68 (2 bar for 30 minutes)	
UV protection	Very High (Black)	
Finish	Black (BL) only	
Application	90° Compression type fittings incorporating fixed or swivel male threads to provide connection to knockouts and threaded entries. H-flex sealed fittings provide high ingress protection against dust and water.	
Normal operating temperature range	Minimum Temperature	Maximum Temperature
Continuous (30,000 Hours)	- 40°C	+ 120°C
Short Term (3000 Hours)	- 45°C	+ 150°C
For use with - Conduit range	For use with all solid Conduits in the H-flex range	
Fire performance	Self Extinguishing Low smoke toxicity & Halogen Free	
Chemical resistance & Storage data	See page 5	
Type of material	Polyamide (Nylon) PA 66 - heat and UV stabilised	

Image



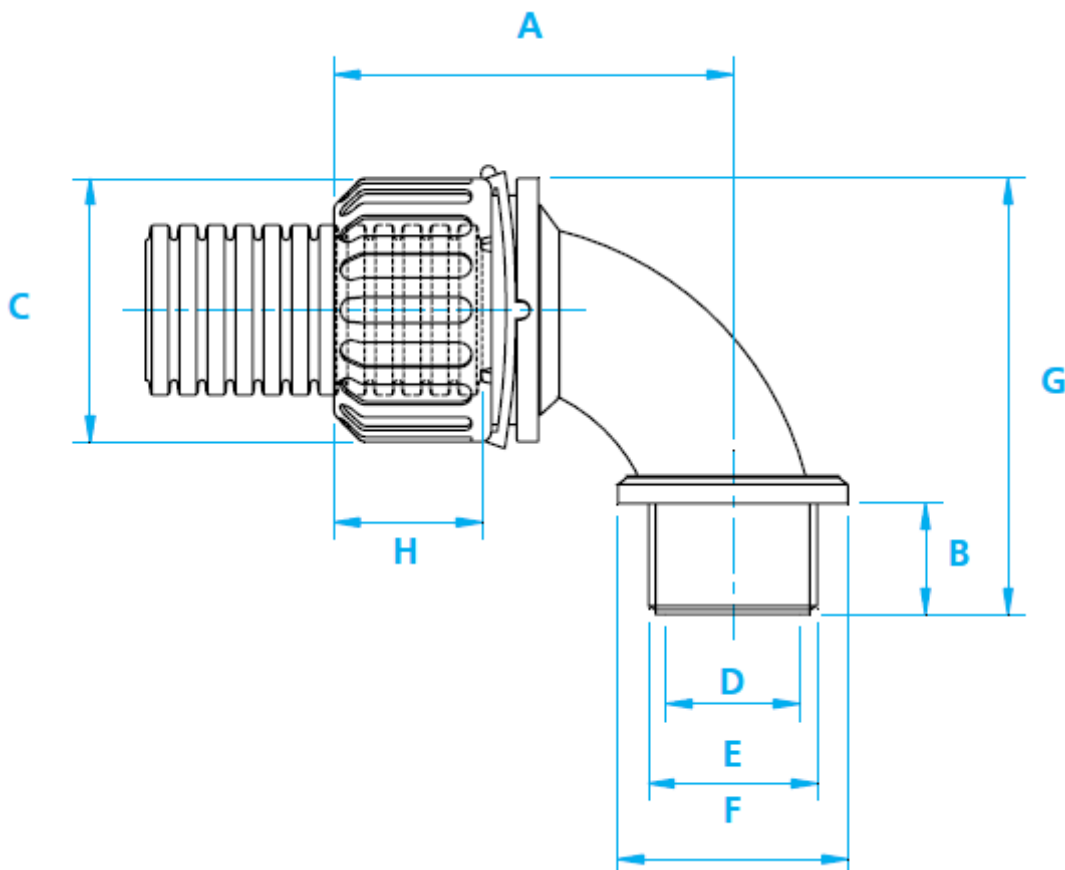
Note: Order fitting bodies, cap nuts and sealing and washers separately - See page 2 & 3 for part numbers.

Sealed Fittings

90° Elbow - Sealed Connectors Metric Thread

Dimensional Data & Part Number Configuration

Part Number Fitting Body Metric Thread	Cap Nut	Sealing Bush	Face Sealing Washer	Thread Size (E)	Conduit Size		Dimensions (mm)						
					(NC)	(NW)	A	B	C	D	F	G	H
TAB12-M16-90	TCN07	TSRN07	TSWM16	M16x1.5	10	8.5	46	12	23	11	19	46	17
TAB12-M16-90	TCN09	TSRN09	TSWM16	M16x1.5	12	10	46	12	23	11	19	46	17
TAB16-M16-90	TCN11	TSRN11	TSWM16	M16x1.5	16	13	46	12	26	15	22	48	17
TAB16-M20-90	TCN11	TSRN11	TSWM20	M20x1.5	16	13	46	13	26	15	27	49	17
TAB20-M20-90	TCN16	TSRN16	TSWM20	M20x1.5	20	17	47	13	31	15	27	51	20
TAB25-M25-90	TCN21	TSRN21	TSWM25	M25x1.5	25	22	56	15	39	20	33	62	21
TAB25-M25-90	TCN28	TSRN28	TSWM25	M25x1.5	28	23	56	15	39	20	33	62	21
TAB32-M32-90	TCN32	TSRN29	TSWM32	M32x1.5	32	29	66	16	46	26	40	76	27
TAB40-M40-90	TCN36	TSRN36	TSWM40	M40x1.5	40	36	77	16	59	34	48	93	35
TAB50-M50-90	TCN48	TSRN48	TSWM50	M50x1.5	50	48	94	16	72	40	59	114	35

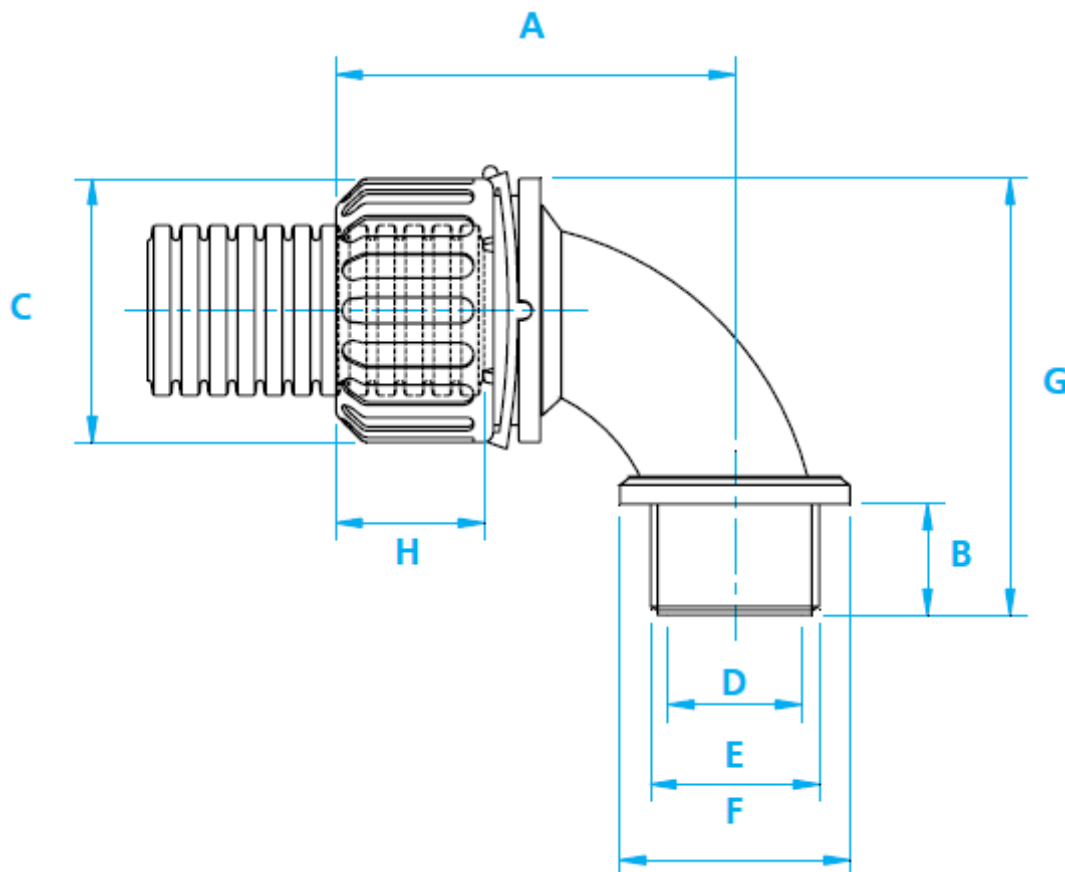


Sealed Fittings

90° Elbow - Sealed Connectors PG Thread

Dimensional Data & Part Number Configuration

Part Number Fitting Body PG Thread	Cap Nut	Sealing Bush	Face Sealing Washer	Thread Size (E)	Conduit Size		Dimensions (mm)						
					(NC)	(NW)	A	B	C	D	F	G	H
TAB12-PG09-90	TCN07	TSRN07	TSWMPG09	PG09	10	8.5	32	10	23	10	22	17	
TAB12-PG09-90	TCN09	TSRN09	TSWMPG09	PG09	12	10	32	10	23	10	22	17	
TAB16-PG11-90	TCN11	TSRN11	STWMPG11	PG11	16	13	32	10	26	14	27	17	
TAB16-PG13-90	TCN11	TSRN11	TSWMPG13	PG13	16	13	32	10	26	16	27	17	
TAB20-PG16-90	TCN16	TSRN16	TSWMPG16	PG16	20	17	35	11	31	18	30	20	
TAB25-PG21-90	TCN21	TSRN21	TSWMPG21	PG21	25	22	40	12	39	23	38	21	
TAB25-PG21-90	TCN28	TSRN28	TSWMPG21	PG21	28	23	40	12	39	23	38	21	
TAB32-PG29-90	TCN32	TSRN32	TSWMPG29	PG29	32	29	45	12	46	31	46	27	
TAB40-PG36-90	TCN36	TSRN36	TSWMPG36	PG36	40	36	55	12	58	38	59	35	
TAB50-PG48-90	TCN48	TSRN48	TSWMPG48	PG48	50	48	55	12	72	50	73	35	

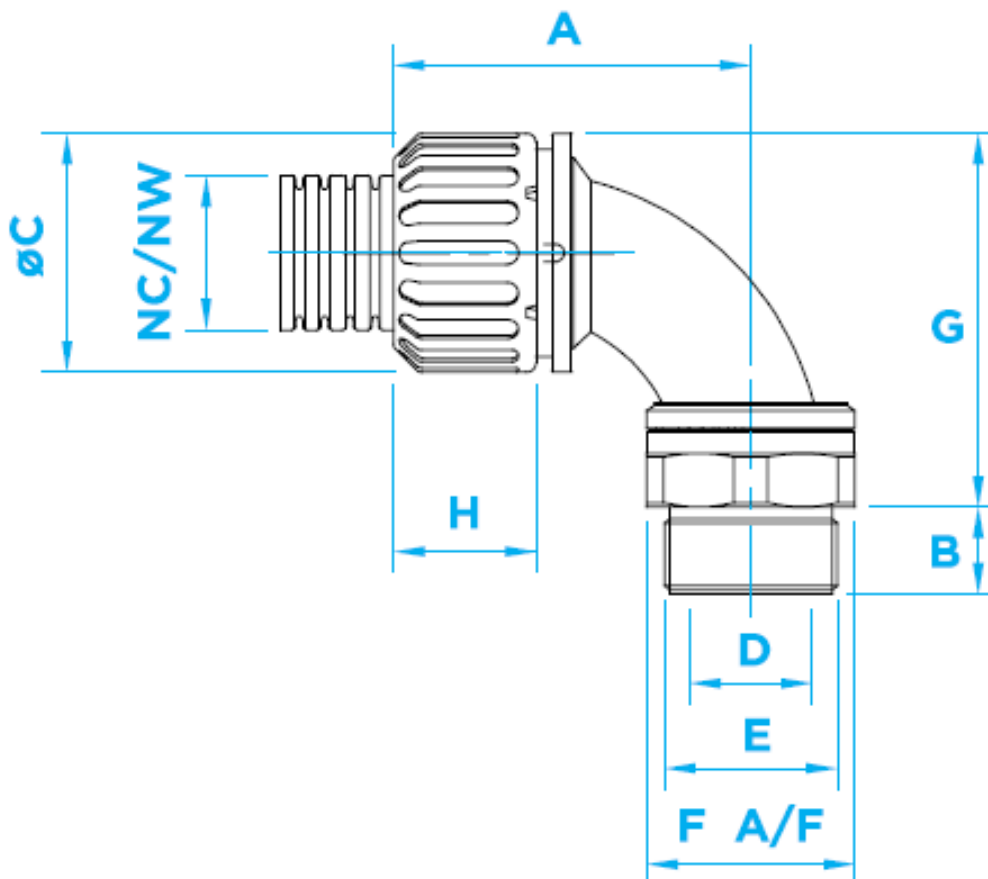


Sealed Fittings

ABS 90° Elbow - Sealed Connectors Metric Thread

Dimensional Data & Part Number Configuration

Part Number Fitting Body Metric Thread	Cap Nut	Sealing Bush	Face Sealing Washer	Thread Size (E)	Conduit Size		Dimensions (mm)						
					(NC)	(NW)	A	B	C	D	F (A/F)	G	H
TABS12-M16-90	TCN07	TSRN07	TSWM16	M16x1.5	10	8.5	45	12	23	12	24	45	17
TABS16-M16-90	TCN11	TSRN11	TSWM16	M16x1.5	16	13	46	12	26	12	24	46	17
TABS20-M20-90	TCN16	TSRN16	TSWM20	M20x1.5	20	17	48	11	31	16	27	48	20
TABS25-M25-90	TCN21	TSRN21	TSWM25	M25x1.5	25	22	56	12	39	19	34	59	21
TABS32-M32-90	TCN32	TSRN29	TSWM32	M32x1.5	32	29	66	17	46	26	42	71	27
TABS40-M40-90	TCN36	TSRN36	TSWM40	M40x1.5	40	36	76	18	59	35	54	90	35
TABS50-M50-90	TCN48	TSRN48	TSWM50	M50x1.5	50	48	92	16	72	45	70	112	35



Sealed Fittings

90° Elbow - Sealed Connectors

Chemical Resistance Chart

Key:	● Astm No.1	● Diesel oil	● Methyl Bromide	● Sulphur Dioxide (Gas)
	● Astm No.2	● Diethylamine	● MEK	● Sulphuric Acid (10%)
	● Astm No.3	● Ethanol	● Nitric Acid (10%)	● Sulphuric Acid (70%)
	● Acetic Acid (10%)	● Ether	● Nitric Acid (70%)	● Toluene
	● Acetone	● Ethylamine	● Oxalic Acid	● Transformer Oil
	● Aluminium Chloride	● Ethylene Glycol	● Ozone (Gas)	● 1,1,1-Trichloroethane
	● Aniline	● Ethyl Ethanoate	● Paraffin oil	● Trichloroethylene
	● Benzaldehyde	● Freon 32	● Petrol	● Turpentine
	● Benzene	● Hydrochloric Acid (10%)	● Phenol	● Vegetable Oil
	● Carbon tetrachloride	● Hydrochloric Acid (36%)	● Sea Water	● Vinyl Acetate
	● Chlorine water	● Hydrogen Peroxide (35%)	● Silver Nitrate	● Water
	● Chloroform	● Hydrogen Peroxide (87%)	● Skydrol	● White Spirit
	● Citric Acid	● Lactic Acid	● Sodium Chloride	● Zinc Chloride
	● Copper Sulphate	● Lubricating oil	● Sodium Hydroxide (10%)	
	● Cresol	● Methanol	● Sodium Hydroxide (60%)	

The information above is given as a guide only and is based on published technical data and experience. The chemical resistance of the above products is dependant on factors such as chemical exposure, concentration of the chemical and temperature. The above chemicals are valid for a temperature of 23°C. Use of the above table is at the users own discretion and risk. Those using it must satisfy themselves that their application presents no health and safety risks. The end user should assess compatibility with their application and contact TTS for further information.

ADHERENCE TO THE CURRENT WIRING REGULATIONS BS7671 OR NEC WIRING REGULATIONS (FOR USA) IS STRONGLY ADVISED.

MINIMUM BEND RADIUS FOR FLEXING IS DEPENDANT UPON MINIMUM TEMPERATURE, BENDING FREQUENCY AND CHEMICAL ENVIRONMENT.

Storage Guidelines

To maintain balanced moisture content, Harnessflex recommends storing products under the following conditions:

Storage temp. 18°C to 30°C	Installation temp. >18°C	Rel. humidity >30%
--------------------------------------	------------------------------------	------------------------------

If products from an outside environment are brought into a heated processing area, the change in climate may suddenly cause temporary de-moisturisation around the edges. After 24 hours in the processing area a natural balance will be restored.

Observing this storage recommendation ensures optimum process-ability and material properties.